



Leavenworth Economy

Steve Jack

Executive Director

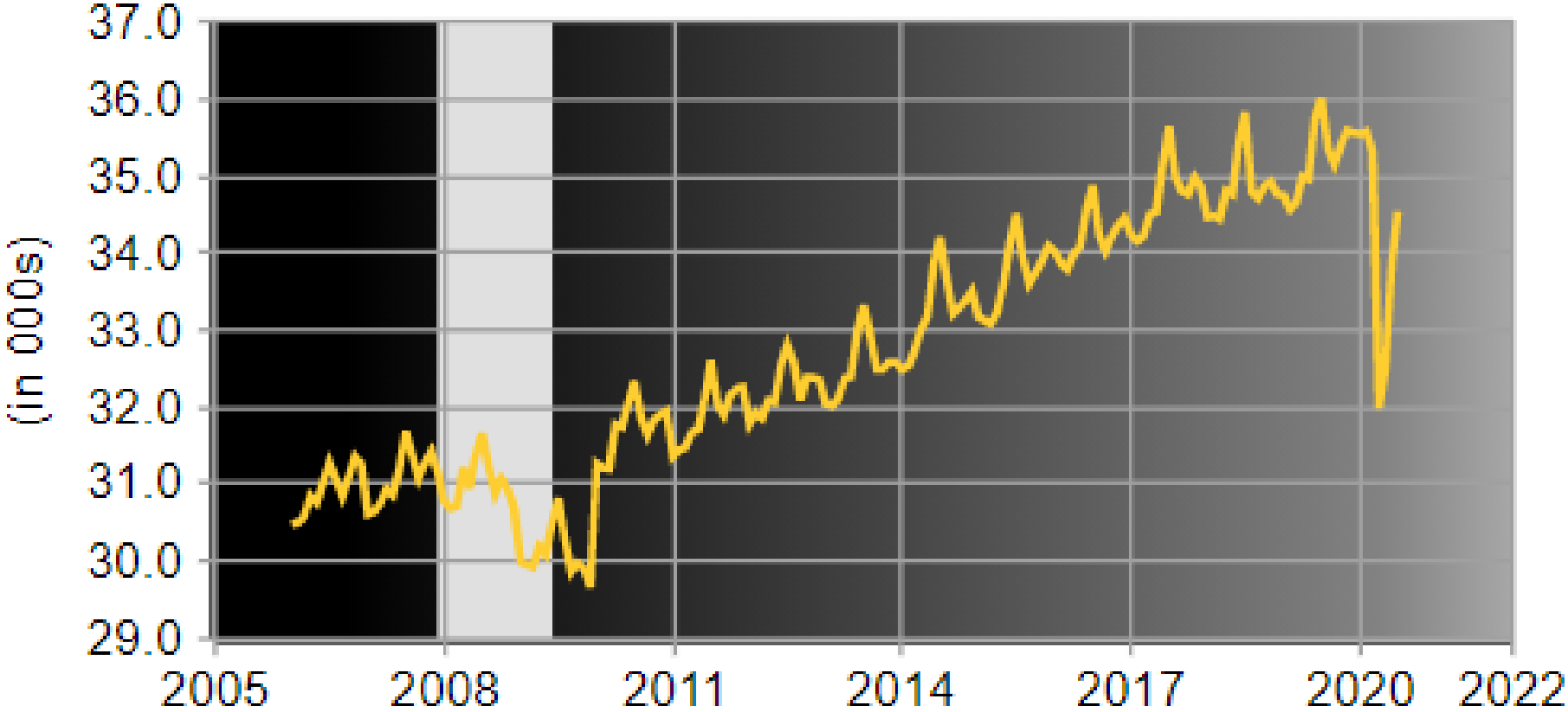
Leavenworth County Development Corporation

Leavenworth County – Employment & Unemployment

- Leavenworth County Unemployment Rate
 - August 2019 – 3.6%
 - **August 2020 – 6.7%** (March-3.4%, 11.5%, 10.5%, 7.4%, 7.4 %, 6.7%)
- City of Leavenworth Unemployment Rate
 - August 2019 – 4.1% (13,702 employed)
 - **August 2020 – 7.9%** (12,881 employed)
- Balance of County Unemployment Rate
 - August 2019 – 3.2% (22,153 employed)
 - **August 2020 – 5.9%** (21,072 employed)
- Leavenworth County Employment
 - August 2019 – 35,855 (37,176 labor force)
 - **August 2020 – 33,953** (35,855 labor force)

Employment

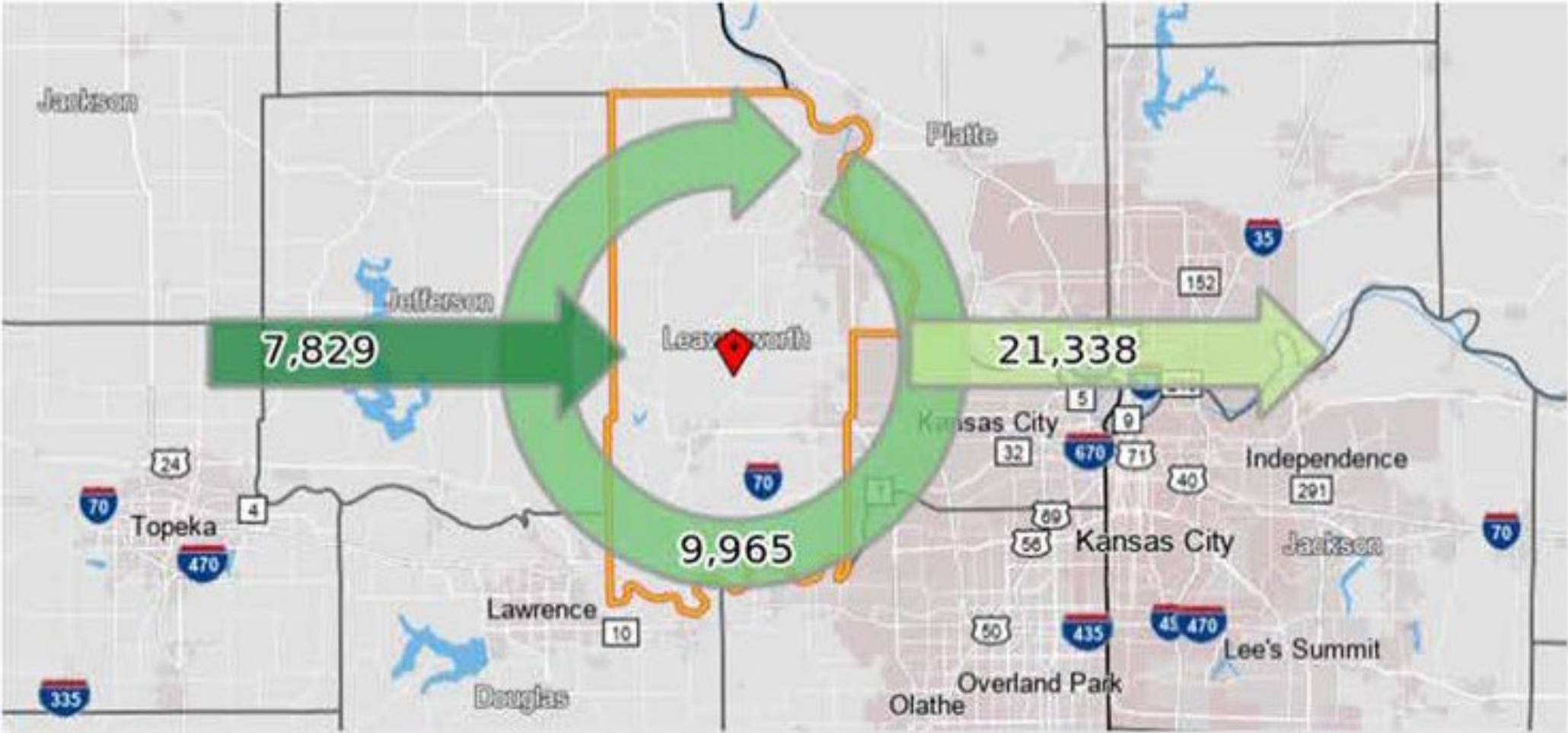
Employment - Leavenworth County, KS - Civilian Labor Force (not seasonally adjusted)



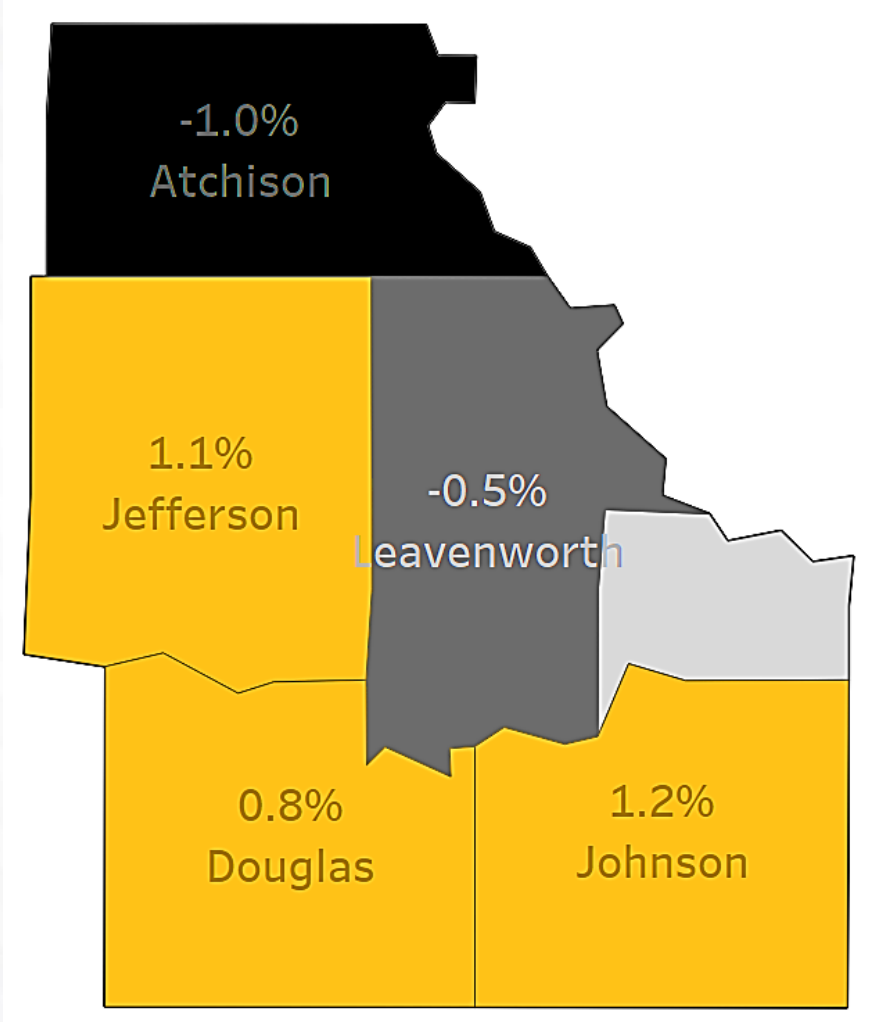
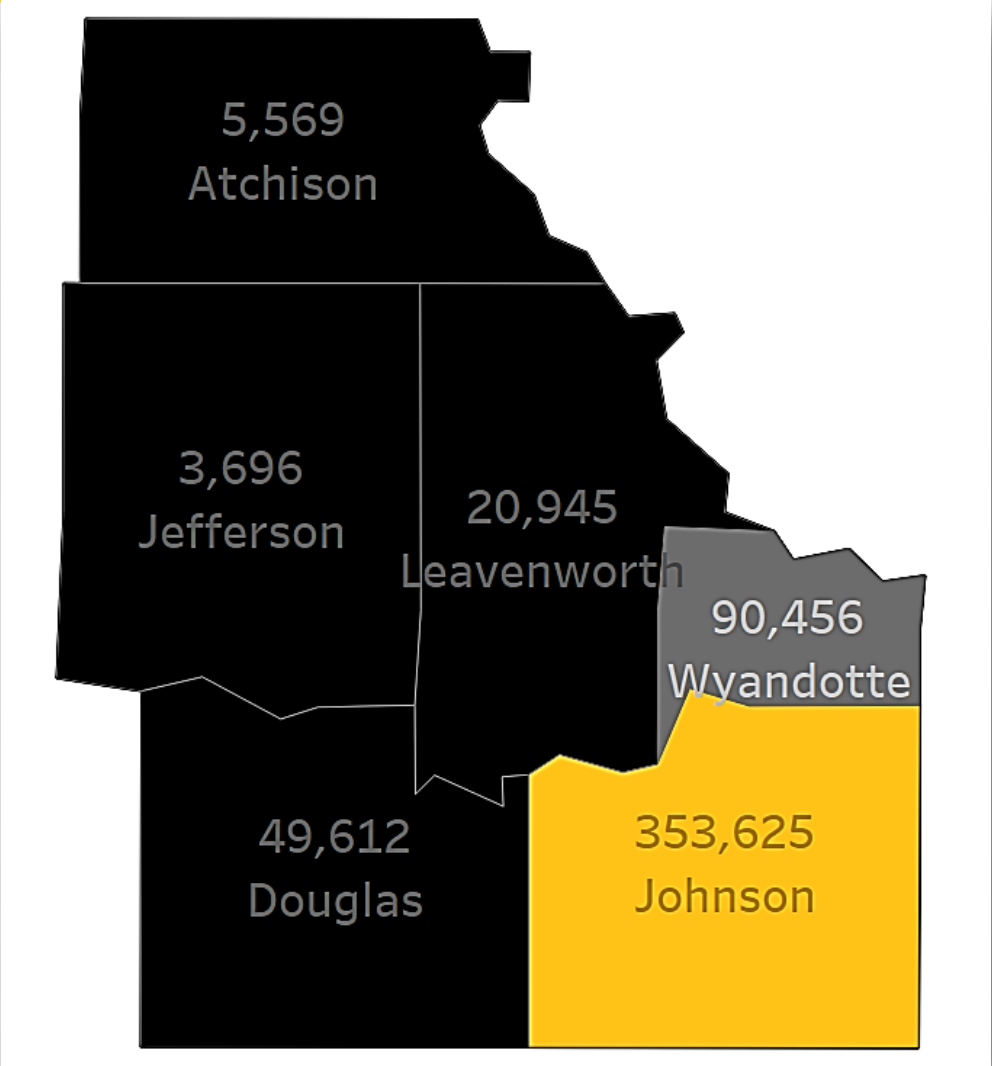
Source: CEDBR, BLS - LAUS

Leavenworth County - Commuting Patterns

Inflow / Outflow



Regional Economy - YR/YR Job Numbers 2018 - 2019



Source: CEDBR, BLS - QCEW

Employment Growth

	Region			Leavenworth		
	2018	2019		2018	2019	
Natural Resources and Mining	902	907	1%	52	27	-48%
Construction	22,397	24,115	8%	1,169	1,213	4%
Manufacturing	35,756	36,361	2%	1,311	1,199	-9%
Trade, Transportation, and Utilities	111,652	110,993	-1%	2,535	2,551	1%
Information	7,702	7,814	1%	72	71	
Financial	37,006	37,562	2%	988	986	0%
Leisure and Hospitality	49,619	49,934	1%	1,984	1,965	-1%
Professional and Business	98,894	97,673	-1%	1,897	1,717	-9%
Education and Health	72,542	74,406	3%	2,274	2,356	4%
Other services	13,701	14,139	3%	633	629	
Federal Government	8,486	8,493	0%	4,167	4,199	1%
State Government	6,544	6,839	5%	661	639	-3%
Local Government	41,823	42,359	1%	3,311	3,393	2%

Source: CEDBR, BLS - QCEW

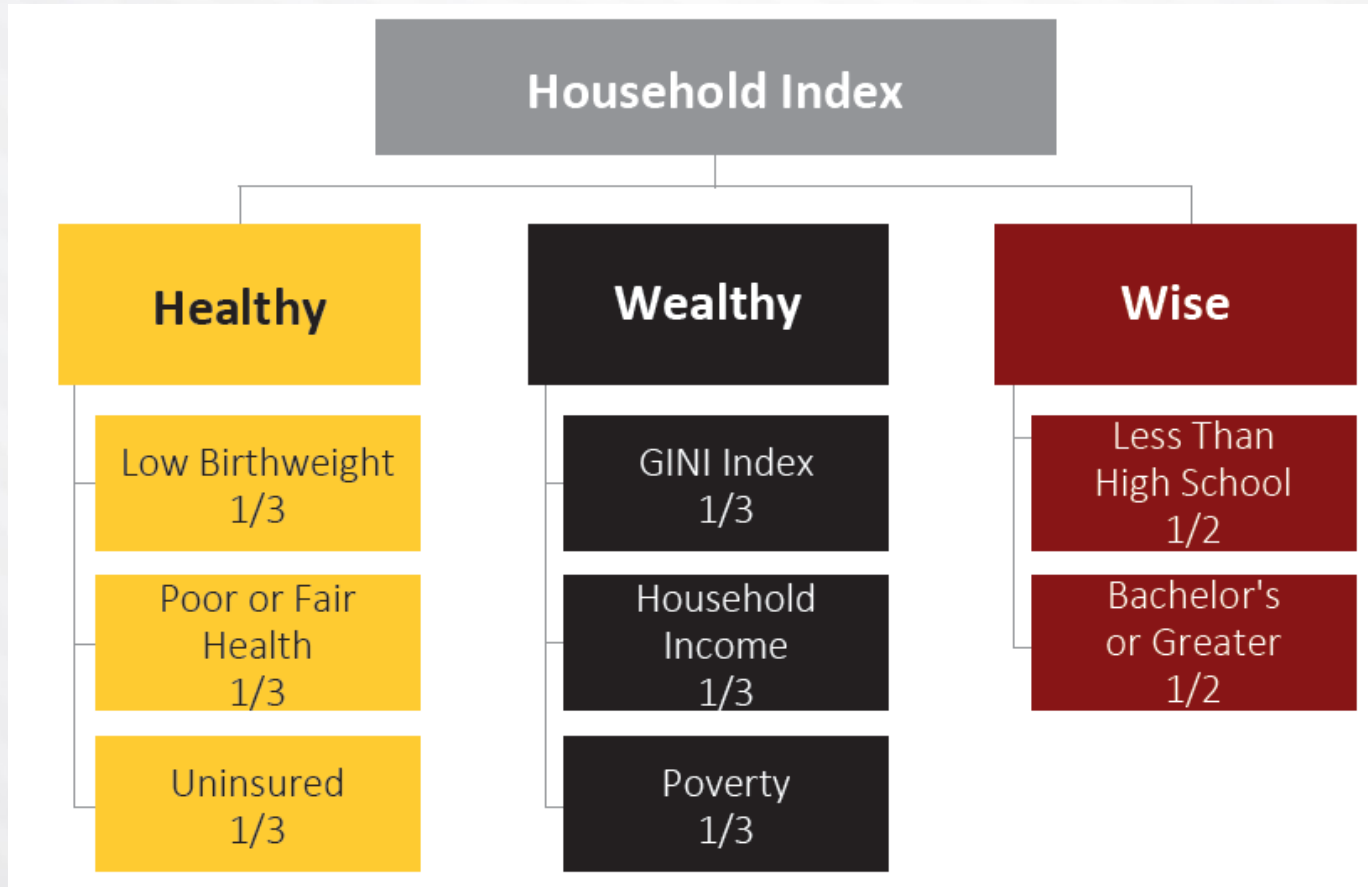
Annual Wages

Industry	Annual Pay		
	2018	2019	Difference
Natural Resources and Mining	\$ 26,839	\$ 40,125	\$ 13,286
Construction	\$ 48,138	\$ 51,453	\$ 3,315
Manufacturing	\$ 51,127	\$ 50,836	\$ (291)
Trade, Transportation, and Utilities	\$ 30,156	\$ 31,492	\$ 1,336
Information	\$ 51,226	\$ 56,075	\$ 4,849
Financial	\$ 52,539	\$ 52,865	\$ 326
Leisure and Hospitality	\$ 14,758	\$ 15,446	\$ 688
Professional and Business	\$ 58,965	\$ 60,576	\$ 1,611
Education and Health	\$ 34,206	\$ 36,506	\$ 2,300
Other services	\$ 33,741	\$ 36,134	\$ 2,393
Federal Government	\$ 74,764	\$ 76,928	\$ 2,164
State Government	\$ 41,096	\$ 45,454	\$ 4,358
Local Government	\$ 36,239	\$ 37,822	\$ 1,583
Total	\$ 45,394	\$ 46,999	\$ 1,605

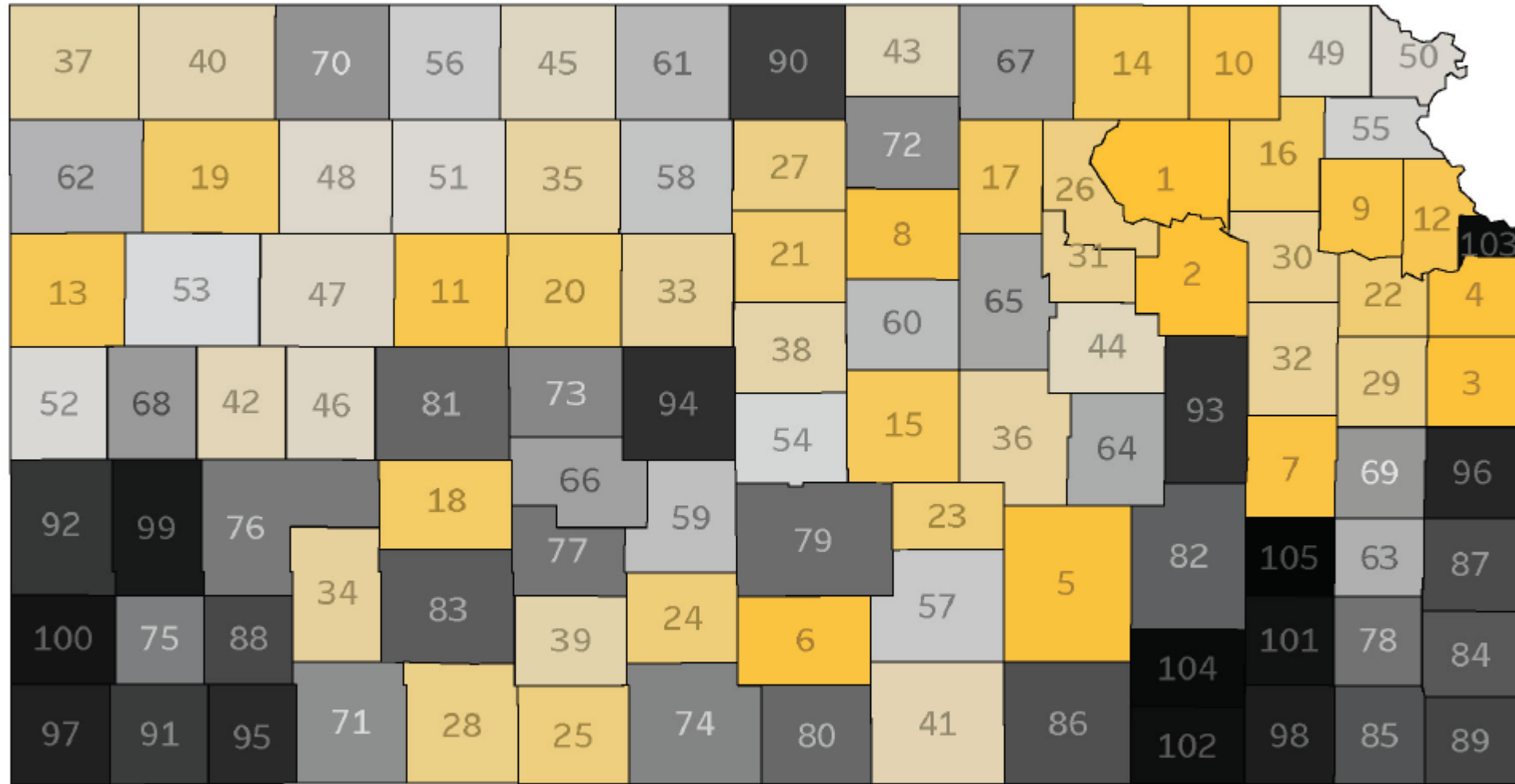
Source: CEDBR, BLS - QCEW

Heathy, Wealthy, Wise Index

- The index measures the overall environment of households based on health, wealth, and wise factors.



Healthy, Wealthy, Wise 2020 Ranking



1 105

Source: CEDBR

HEALTHY RANKING

2015		2020	
Miami	2	Miami	2
Johnson	8	Leavenworth	16
Leavenworth	12	Johnson	34
Wyandotte	102	Wyandotte	103

Decline by more than 20
 Within a 30 point range
 Increase by more than 20

Source: CEDBR

WEALTHY RANKING




2015		2020	
Miami	11	Miami	9
Leavenworth	12	Leavenworth	16
Johnson	21	Johnson	32
Wyandotte	99	Wyandotte	92

 Decline by more than 20  Within a 30 point range
 Increase by more than 20

Source: CEDBR

WISE RANKING

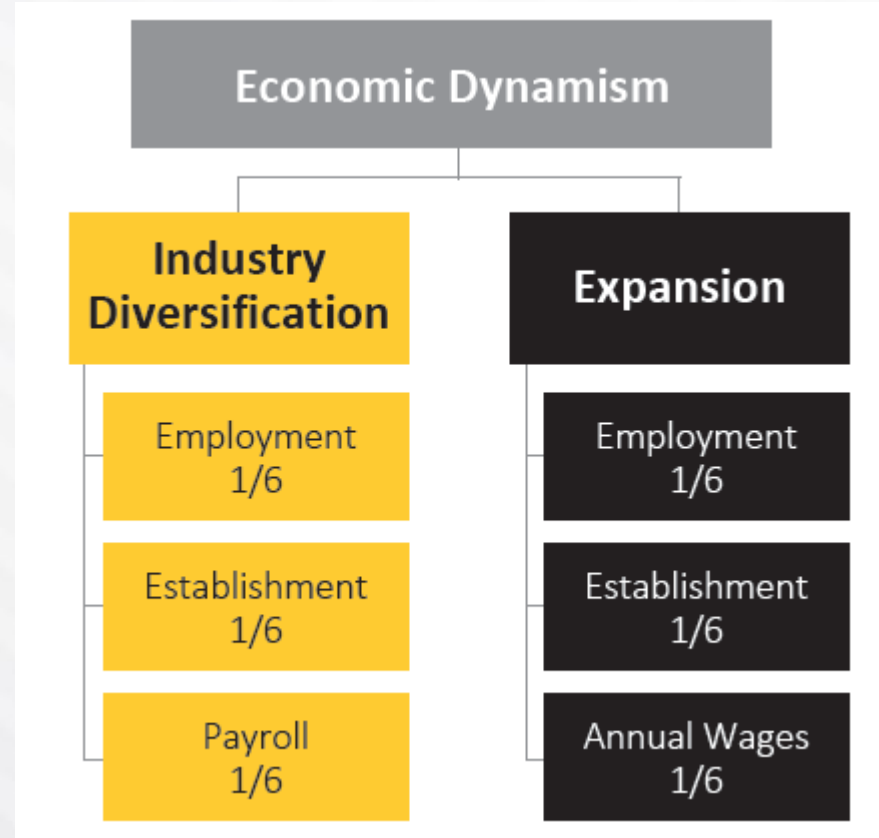
2015		2020	
Johnson	1	Johnson	1
Miami	7	Miami	5
Leavenworth	8	Leavenworth	15
Wyandotte	102	Wyandotte	96

 Decline by more than 15  Within a 30 point range
 Increase by more than 15

Source: CEDBR

Business Dynamism Index

- The Business Dynamism Index currently measure two dimensions of the business environment: diversification and expansion.



Diversification

Employment



Payroll



Establishments



Sources: CEDBR, Census –
County Business
Patterns 2017

BUSINESS DIVERSIFICATION

Employment Rank		Diversification Rank	
Johnson County	1	Johnson County	2
Wyandotte County	4	Leavenworth County	6
Leavenworth County	11	Wyandotte County	9
Miami County	26	Miami County	18

■ Decline by more than 10
 ■ Within a 10 point range
■ Increase by more than 10

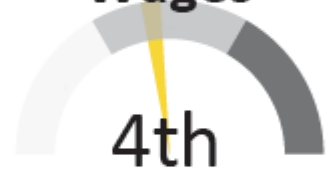
Source: CEDBR

Growth

Employment



Wages



Establishments



Sources: CEDBR, BLS –
QCEW 2015-
2018

BUSINESS EXPANSION

Employment Rank		Expansion Rank	
Johnson County	1	Wyandotte County	3
Wyandotte County	4	Johnson County	10
Leavenworth County	11	Miami County	11
Miami County	26	Leavenworth County	55

Decline by more than 30
 Within a 30 point range
 Increase by more than 30

Leavenworth County – Future Outlook

- Two new business parks
 - Leavenworth Business & Technology Park
 - Tonganoxie Business Park
- Urban Hess & Gary Carlson Business Parks
 - HMC, Wilson Glass, Project Metal (metal fabrication company)
 - Cereal Ingredients
- Lansing Developments
 - Quick Trip, Mutual Savings, Harbor Freight, Towne Center
- Wolf Creek Junction
 - Alcove Development (\$30 million housing/assisted living development)
- New Housing Developments
 - Basehor & Tonganoxie
 - West Glen Housing Development (100+ new homes)

Thank You! WWW.LVCOUNTYED.ORG

NEW DATA SITE

- *Economic Forecasts*
- *Indices*
- *Industry Employment Trends*
- *Economic Indicators*
- *Demographics*

www.KansasEconomy.org

