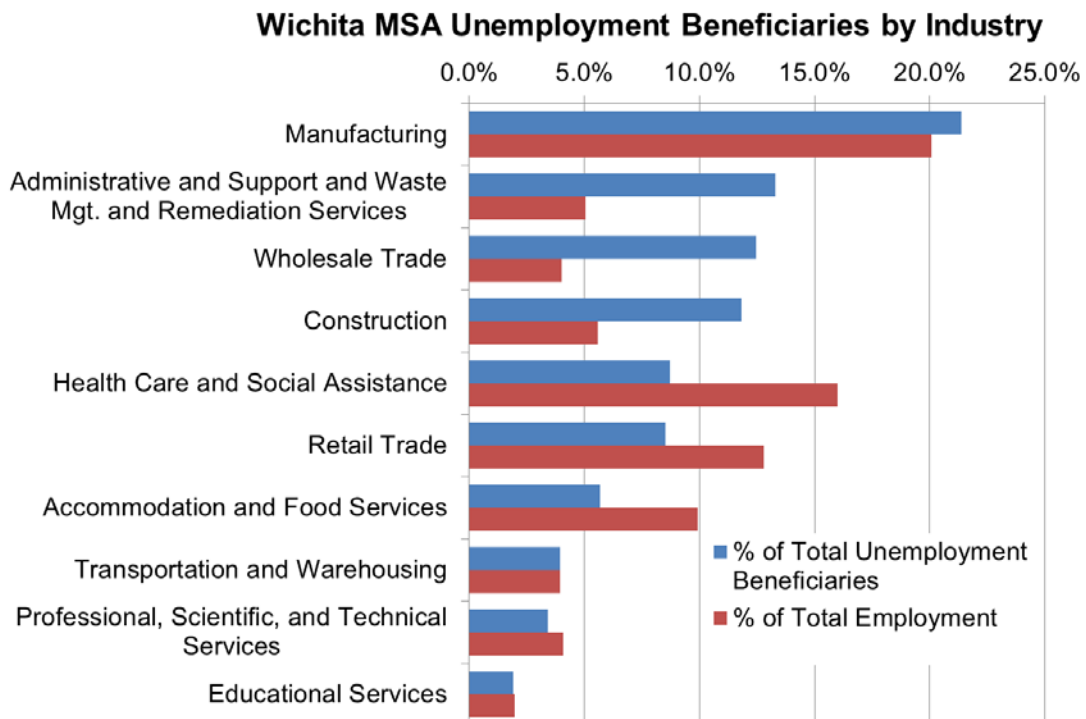


Industry and Geography Profile of Wichita Unemployment Insurance Beneficiaries

Q3 2015

The Bureau of Labor Statistics defines an unemployed person as one 16 years and older having no employment and having made specific efforts to find employment in the past four weeks. By this definition, there was an average of 15,452 unemployed people in the Wichita metropolitan area in the third quarter of 2015, approximately 40 percent of whom collected unemployment insurance benefits.¹ In the third quarter of 2015 there were approximately 6,163 people, age 16 and over, who collected unemployment insurance benefits. That is a decrease of approximately 40 percent from the second quarter of 2015. The Kansas Department of Labor has provided data on these unemployment insurance beneficiaries, including the industry from which they were separated.



Source: Kansas Department of Labor, U.S. Census Bureau, 2013 County Business Patterns

¹ The Kansas Department of Labor provided detailed unemployment beneficiary demographic and industry data for third quarter 2015 at the county level, which was aggregated to the Wichita MSA.

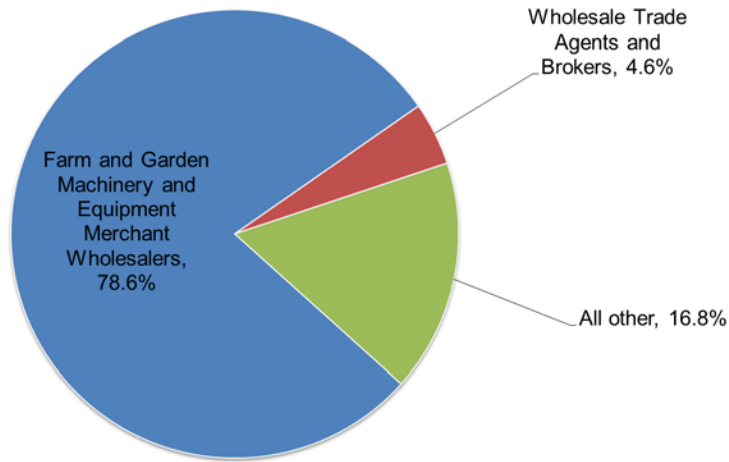
In the third quarter of 2015, four industries accounted for 58.9 percent of unemployment insurance beneficiaries in the Wichita area; manufacturing, administrative and support and waste management and remediation services, wholesale trade, and construction. These four industries also have a proportionately high level of unemployment insurance, when compared to area employment. However, of these four industries only one had an increase in the number of unemployment insurance beneficiaries, wholesale trade.

Wichita MSA	Unemp. Ins. Beneficiaries Q3 2015		Ind. as a % of Total Emp.	Change from Q2 2015
Manufacturing	1,318	21.4%	20.1%	(430)
Administrative and Support and Waste Mgt. and Remediation Services	819	13.3%	5.1%	(386)
Wholesale Trade	768	12.5%	4.0%	450
Construction	728	11.8%	5.6%	(600)
Health Care and Social Assistance	537	8.7%	16.0%	(397)
Retail Trade	525	8.5%	12.8%	(223)
Accommodation and Food Services	351	5.7%	9.9%	(202)
Transportation and Warehousing	242	3.9%	3.9%	(211)
Professional, Scientific, and Technical Services	210	3.4%	4.1%	(144)
Educational Services	117	1.9%	2.0%	(77)
Other Services (except Public Administration)	108	1.8%	4.4%	(48)
Other or Not Reported	105	1.7%	0.0%	(45)
Finance and Insurance	81	1.3%	4.2%	(42)
Information	74	1.2%	1.8%	(24)
Real Estate and Rental and Leasing	70	1.1%	1.7%	(39)
Arts, Entertainment, and Recreation	46	0.7%	1.7%	(19)
Mining, Quarrying, and Oil and Gas Extraction	30	0.5%	0.6%	(30)
Management of Companies and Enterprises	17	0.3%	1.7%	7
Utilities	9	0.1%	0.4%	(1)
Agriculture, Forestry, Fishing and Hunting	8	0.1%	0.0%	(11)
Total	6,163	100.0%	100.0%	(2,472)

Source: Kansas Department of Labor, U.S. Census Bureau 2013 County Business Patterns

Wholesale Trade

Wholesale Trade Unemployment Beneficiaries



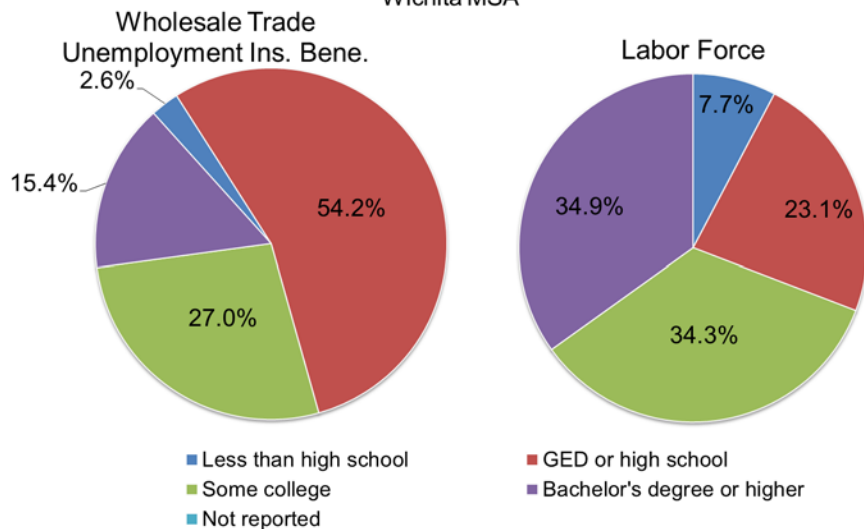
Source: Kansas Department of Labor
Percent of total wholesale trade unemployment insurance beneficiaries

Between the second and third quarters of 2015, there was an increase in the number of unemployment insurance beneficiaries in the wholesale trade industry of 450 beneficiaries. This was the largest increase of any industry and only one of two industries to see an increase. However, the most recent increase in unemployment insurance beneficiaries in this industry can be attributed

to seasonal factors in the farm and garden machinery subsector.

Across all subsectors of wholesale trade, there is a significantly lower level of educational attainment in beneficiaries of unemployment insurance than in the general labor force. Fifty-six percent of these unemployment insurance beneficiaries have no more education than a high school diploma.

Educational Attainment Wichita MSA*



Source: Kansas Department of Labor, U.S. Census Bureau, *Persons 16 years and over

Demographically, unemployment beneficiaries in wholesale trade are more likely to be male than female. As in the general labor force, they are also most likely to be white. However, there is a slightly lower level of minorities working in the wholesale trade industry.

Wholesale Trade		
Wichita MSA	Labor Force	Unemployment Ins. Benef.
Age - 16 years and over		
16 to 24	15.7%	5.6%
25 to 44	42.2%	46.5%
45 to 64	38.1%	44.8%
65 and over	4.0%	3.1%
Race - 16 years and over		
White	85.8%	93.2%
Black or African American	7.0%	3.4%
Asian	3.6%	0.9%
American Ind. and Alas. Native	0.8%	0.7%
Native Hawaiian or Pacific Isl.	0.1%	0.3%
Other or not reported	2.6%	1.6%
Gender - 16 years and over		
Male	53.3%	87.4%
Female	46.7%	12.6%

Source: Kansas Department of Labor, U.S. Census Bureau

CEDBR has this unemployment insurance data available for all Kansas counties and zip codes.

For additional information you may contact us at:

(316) 978-3225

Or

cedbr@wichita.edu